

**SUMMARY OF AORIVED BUDGET, UTILIZATIONS, DISBURSEMENTS AND BALANCES BY OBJECT OF EXPENDITURES  
(For Off-Budgetary Funds)**

**As of the Quarter Ending December 31, 2020**

**Department** : State Universities and Colleges (SUCs)  
**Agency/Entity** : Batangas State University  
**Operating Unit** : < not applicable >  
**Organization Code** : 08 038 0000000  
**Fund Cluster** : 05 Internally Generated Funds

**(e.g. UACS Fund Cluster: 05-Internally Generated Funds and 06-Business Related Funds)**

Particulars	UACS CODE	Approved Budget			Utilizations					Disbursements					Balances		
		Approved Budgeted Revenue	Adjustments (Reductions, Modifications/ Augmentation)	Adjusted Budgeted Revenue	1st Quarter Ending March 31	2nd Quarter Ending June 30	3rd Quarter Ending Sept. 30	4th Quarter Ending Dec. 31	Total	1st Quarter Ending March 31	2nd Quarter Ending June 30	3rd Quarter Ending Sept. 30	4th Quarter Ending Dec. 31	TOTAL	Unutilized Budget	Unpaid Obligations (10-15)=(17+18)	
																Due and Demandable	Not Yet Due and Demandable
1	2	3	4	5=[(3+(-4))]	6	7	8	9	10=(6+7+8+9)	11	12	13	14	15=(11+12+13+14)	16=(6-10)	17	18
<b>SUMMARY</b>																	
<b>A. AGENCY SPECIFIC BUDGET</b>																	
<b>Personnel Services</b>		76,162,894.00	0.00	76,162,894.00	5,465,771.08	14,478,916.12	13,416,525.82	33,758,510.78	67,119,723.78	5,179,473.21	11,189,783.85	16,886,318.79	25,120,425.46	67,376,001.31	9,043,170.22	9,743,722.47	0.00
<b>Salaries and Wages</b>	5010100000	22,623,250.00	(851,605.13)	21,771,644.87	4,160,577.71	5,613,129.43	4,636,618.49	6,477,096.27	20,877,421.90	3,988,577.64	5,728,363.79	4,412,022.08	6,500,961.75	20,639,925.26	894,222.97	237,496.64	0.00
Salaries and Wages - Casual/Contractual	5010102000	22,623,250.00	(851,605.13)	21,771,644.87	4,160,577.71	5,613,129.43	4,636,618.49	6,477,096.27	20,877,421.90	3,988,577.64	5,728,363.79	4,412,022.08	6,500,961.75	20,639,925.26	894,222.97	237,496.64	0.00
Salaries and Wages - Casual/Contractual	5010102000	22,623,250.00	(851,605.13)	21,771,644.87	4,160,577.71	5,613,129.43	4,636,618.49	6,477,096.27	20,877,421.90	3,988,577.64	5,728,363.79	4,412,022.08	6,500,961.75	20,639,925.26	894,222.97	237,496.64	0.00
<b>Other Compensation</b>	5010200000	48,308,304.00	0.00	48,308,304.00	871,888.93	7,902,294.26	8,231,439.42	25,323,707.43	42,329,330.04	739,111.93	4,528,760.96	10,942,295.42	17,671,563.89	33,881,732.20	5,978,973.96	8,447,597.84	0.00
Personal Economic Relief Allowance (PERA)	5010201000	1,772,000.00	0.00	1,772,000.00	357,386.54	431,043.82	372,978.50	522,899.99	1,684,308.85	357,386.54	431,043.82	366,251.23	527,900.64	1,682,582.13	87,691.15	1,726.72	0.00
PERA - Civilian	5010201001	1,772,000.00	0.00	1,772,000.00	357,386.54	431,043.82	372,978.50	522,899.99	1,684,308.85	357,386.54	431,043.82	366,251.23	527,900.64	1,682,582.13	87,691.15	1,726.72	0.00
Clothing/Uniform Allowance	5010204000	528,000.00	0.00	528,000.00	0.00	0.00	0.00	492,000.00	492,000.00	0.00	0.00	0.00	492,000.00	492,000.00	36,000.00	0.00	0.00
Clothing/Uniform Allowance - Civilian	5010204001	528,000.00	0.00	528,000.00	0.00	0.00	0.00	492,000.00	492,000.00	0.00	0.00	0.00	492,000.00	492,000.00	36,000.00	0.00	0.00
Honoraria	5010210000	42,431,694.00	0.00	42,431,694.00	514,502.39	7,471,250.44	7,858,460.92	21,711,145.20	37,555,358.95	381,725.39	4,097,717.14	10,576,044.19	14,181,403.35	29,236,890.07	4,876,335.05	8,318,468.88	0.00
Honoraria - Civilian	5010210001	42,431,694.00	0.00	42,431,694.00	514,502.39	7,471,250.44	7,858,460.92	21,711,145.20	37,555,358.95	381,725.39	4,097,717.14	10,576,044.19	14,181,403.35	29,236,890.07	4,876,335.05	8,318,468.88	0.00
Hazard Pay ( HP )	5010211000	893,880.00	0.00	893,880.00	0.00	0.00	0.00	127,402.24	127,402.24	0.00	0.00	0.00	0.00	0.00	766,477.76	127,402.24	0.00
HP - Magna Carta Benefits for Public Health Workers under R.A. 7305	5010211005	893,880.00	0.00	893,880.00	0.00	0.00	0.00	127,402.24	127,402.24	0.00	0.00	0.00	0.00	0.00	766,477.76	127,402.24	0.00
Year End Bonus	5010214000	2,242,730.00	0.00	2,242,730.00	0.00	0.00	0.00	2,053,260.00	2,053,260.00	0.00	0.00	0.00	2,053,260.00	2,053,260.00	189,470.00	0.00	0.00
Bonus - Civilian	5010214001	2,242,730.00	0.00	2,242,730.00	0.00	0.00	0.00	2,053,260.00	2,053,260.00	0.00	0.00	0.00	2,053,260.00	2,053,260.00	189,470.00	0.00	0.00
Cash Gift	5010215000	440,000.00	0.00	440,000.00	0.00	0.00	0.00	417,000.00	417,000.00	0.00	0.00	0.00	417,000.00	417,000.00	23,000.00	0.00	0.00
Cash Gift - Civilian	5010215001	440,000.00	0.00	440,000.00	0.00	0.00	0.00	417,000.00	417,000.00	0.00	0.00	0.00	417,000.00	417,000.00	23,000.00	0.00	0.00
<b>Personnel Benefit Contributions</b>	5010300000	3,231,340.00	17,605.13	3,248,945.13	443,304.42	932,659.10	515,384.92	1,094,081.74	2,985,430.18	441,783.64	932,659.10	501,167.96	902,691.49	2,778,302.19	263,514.95	207,127.99	0.00
Retirement and Life Insurance Premiums	5010301000	2,714,790.00	0.00	2,714,790.00	350,204.10	781,977.07	417,546.53	901,547.35	2,451,275.05	349,227.39	781,977.07	405,599.29	755,854.12	2,292,657.87	263,514.95	158,617.18	0.00
Retirement and Life Insurance Premiums	5010301000	2,714,790.00	0.00	2,714,790.00	350,204.10	781,977.07	417,546.53	901,547.35	2,451,275.05	349,227.39	781,977.07	405,599.29	755,854.12	2,292,657.87	263,514.95	158,617.18	0.00
Pag-IBIG Contributions	5010302000	88,600.00	4,900.00	93,500.00	17,000.00	25,700.00	17,100.00	33,700.00	25,700.00	16,900.00	25,700.00	16,700.00	25,700.00	85,000.00	0.00	8,500.00	0.00
Pag-IBIG - Civilian	5010302001	88,600.00	4,900.00	93,500.00	17,000.00	25,700.00	17,100.00	33,700.00	25,700.00	16,900.00	25,700.00	16,700.00	25,700.00	85,000.00	0.00	8,500.00	0.00
PhilHealth Contributions	5010303000	339,350.00	7,805.13	347,155.13	59,100.32	99,282.03	63,738.39	125,034.39	347,155.13	58,756.25	99,282.03	62,268.67	95,337.37	315,844.32	0.00	31,510.81	0.00
PhilHealth - Civilian	5010303001	339,350.00	7,805.13	347,155.13	59,100.32	99,282.03	63,738.39	125,034.39	347,155.13	58,756.25	99,282.03	62,268.67	95,337.37	315,844.32	0.00	31,510.81	0.00
Employees Compensation Insurance Premiums (ECIP)	5010304000	88,600.00	4,900.00	93,500.00	17,000.00	25,700.00	17,000.00	33,800.00	93,500.00	16,900.00	25,700.00	16,600.00	25,800.00	85,000.00	0.00	8,500.00	0.00
ECIP - Civilian	5010304001	88,600.00	4,900.00	93,500.00	17,000.00	25,700.00	17,000.00	33,800.00	93,500.00	16,900.00	25,700.00	16,600.00	25,800.00	85,000.00	0.00	8,500.00	0.00
<b>Other Personnel Benefits</b>	5010400000	2,000,000.00	834,000.00	2,834,000.00	0.00	30,833.33	33,082.99	863,625.34	927,541.66	0.00	0.00	30,833.33	45,208.33	76,041.66	1,906,458.34	851,500.00	0.00
Other Personnel Benefits	5010499000	2,000,000.00	834,000.00	2,834,000.00	0.00	30,833.33	33,082.99	863,625.34	927,541.66	0.00	0.00	30,833.33	45,208.33	76,041.66	1,906,458.34	851,500.00	0.00
Other Personnel Benefits	5010499099	2,000,000.00	834,000.00	2,834,000.00	0.00	30,833.33	33,082.99	863,625.34	927,541.66	0.00	0.00	30,833.33	45,208.33	76,041.66	1,906,458.34	851,500.00	0.00
<b>Maintenance and Other Operating Expenses</b>		640,479,442.72	(12,527,201.50)	627,952,241.22	37,059,424.35	49,918,629.00	52,089,019.72	119,488,061.16	258,555,134.23	29,950,509.28	43,023,283.20	47,293,740.17	73,766,524.16	194,034,056.80	369,397,106.99	25,011,517.91	39,509,589.52
<b>Traveling Expenses</b>	5020100000	9,188,890.00	(4,581,922.52)	4,606,967.48	237,326.71	77,620.00	(163,401.52)	114,296.00	276,841.19	216,610.00	68,678.00	(156,111.52)	17,629.00	146,805.48	4,331,126.29	13,477.00	115,558.71
Traveling Expenses - Local	5020101000	7,264,390.00	(3,389,291.00)	3,875,099.00	61,080.71	77,620.00	11,976.00	114,296.00	264,972.71	40,364.00	68,678.00	9,266.00	17,629.00	135,937.00	3,610,126.29	13,477.00	115,558.71
Traveling Expenses - Local	5020101000	7,264,390.00	(3,389,291.00)	3,875,099.00	61,080.71	77,620.00	11,976.00	114,296.00	264,972.71	40,364.00	68,678.00	9,266.00	17,629.00	135,937.00	3,610,126.29	13,477.00	115,558.71

**Department** : State Universities and Colleges (SUCs)  
**Agency/Entity** : Batangas State University  
**Operating Unit** : < not applicable >  
**Organization Code** : 08 038 000000  
**Fund Cluster** : 05 Internally Generated Funds

(e.g. UACS Fund Cluster: 05-Internally Generated Funds and 06-Business Related Funds)

Particulars	UACS CODE	Approved Budget			Utilizations					Disbursements					Balances		
		Approved Budgeted Revenue	Adjustments (Reductions, Modifications/ Augmentation)	Adjusted Budgeted Revenue	1st Quarter Ending March 31	2nd Quarter Ending June 30	3rd Quarter Ending Sept. 30	4th Quarter Ending Dec. 31	Total	1st Quarter Ending March 31	2nd Quarter Ending June 30	3rd Quarter Ending Sept. 30	4th Quarter Ending Dec. 31	TOTAL	Unutilized Budget	Unpaid Obligations (10-15)=(17+18)	
																Due and Demandable	Not Yet Due and Demandable
1	2	3	4	5=[(3+(-)4)]	6	7	8	9	10=(6+7+8+9)	11	12	13	14	15=(11+12+13+14)	16=(5-10)	17	18
<b>SUMMARY</b>																	
<b>A. AGENCY SPECIFIC BUDGET</b>																	
Traveling Expenses - Foreign	5020102000	1,924,500.00	(1,192,631.52)	731,868.48	176,246.00	0.00	(165,377.52)	0.00	10,868.48	176,246.00	0.00	(165,377.52)	0.00	10,868.48	721,000.00	0.00	0.00
Traveling Expenses - Foreign	5020102000	1,924,500.00	(1,192,631.52)	731,868.48	176,246.00	0.00	(165,377.52)	0.00	10,868.48	176,246.00	0.00	(165,377.52)	0.00	10,868.48	721,000.00	0.00	0.00
Training and Scholarship Expenses	5020200000	75,194,162.64	(7,000,818.32)	68,193,344.32	717,483.59	219,321.99	735,247.26	730,197.58	2,402,250.42	250,782.00	68,832.19	983,704.58	671,454.26	1,974,773.03	65,791,093.90	278,794.76	148,682.63
Training Expenses	5020201000	17,874,060.00	(7,000,818.32)	10,873,241.68	384,805.19	(18,742.00)	91,807.26	190,326.61	648,197.06	153,664.00	(11,167.81)	157,700.59	140,575.09	440,771.87	10,225,044.62	58,742.56	148,682.63
Training Expenses	5020201002	17,874,060.00	(7,000,818.32)	10,873,241.68	384,805.19	(18,742.00)	91,807.26	190,326.61	648,197.06	153,664.00	(11,167.81)	157,700.59	140,575.09	440,771.87	10,225,044.62	58,742.56	148,682.63
Scholarship Grants/Expenses	5020202000	57,320,102.64	0.00	57,320,102.64	332,678.40	238,063.99	643,440.00	539,870.97	1,754,053.36	97,118.00	80,000.00	826,003.99	530,879.17	1,534,001.16	55,566,049.28	220,052.20	0.00
Scholarship Grants/Expenses	5020202000	57,320,102.64	0.00	57,320,102.64	332,678.40	238,063.99	643,440.00	539,870.97	1,754,053.36	97,118.00	80,000.00	826,003.99	530,879.17	1,534,001.16	55,566,049.28	220,052.20	0.00
Supplies and Materials Expenses	5020300000	78,507,747.03	(4,769,649.72)	73,738,097.31	2,508,745.47	1,554,127.69	4,493,411.59	23,477,343.48	32,033,628.23	679,690.70	175,358.09	1,978,723.49	1,788,789.81	4,622,562.09	41,714,469.08	1,129,609.11	26,281,457.03
Office Supplies Expenses	5020301000	22,276,435.50	(8,853,711.39)	13,422,724.11	163,842.24	175,035.19	1,512,912.33	1,396,014.48	3,247,804.24	5,260.00	57,400.00	250,502.01	337,971.58	651,133.59	10,174,919.87	582,778.46	2,013,892.20
Office Supplies Expenses	5020301002	22,276,435.50	(8,853,711.39)	13,422,724.11	163,842.24	175,035.19	1,512,912.33	1,396,014.48	3,247,804.24	5,260.00	57,400.00	250,502.01	337,971.58	651,133.59	10,174,919.87	582,778.46	2,013,892.20
Accountable Forms Expenses	5020302000	398,590.00	5.00	398,595.00	146,500.00	88,179.00	0.00	0.00	234,679.00	146,500.00	0.00	88,179.00	0.00	234,679.00	163,916.00	0.00	0.00
Accountable Forms Expenses	5020302000	398,590.00	5.00	398,595.00	146,500.00	88,179.00	0.00	0.00	234,679.00	146,500.00	0.00	88,179.00	0.00	234,679.00	163,916.00	0.00	0.00
Animal/Zoological Supplies Expenses	5020304000	21,320.00	0.00	21,320.00	0.00	0.00	0.00	0.00	0.00	0.00	0.00	0.00	0.00	0.00	21,320.00	0.00	0.00
Animal/Zoological Supplies Expenses	5020304000	21,320.00	0.00	21,320.00	0.00	0.00	0.00	0.00	0.00	0.00	0.00	0.00	0.00	0.00	21,320.00	0.00	0.00
Drugs and Medicines Expenses	5020307000	1,892,450.00	0.00	1,892,450.00	0.00	4,160.00	21,005.50	0.00	25,165.50	0.00	0.00	20,074.75	930.75	21,005.50	1,867,284.50	0.00	4,160.00
Drugs and Medicines Expenses	5020307000	1,892,450.00	0.00	1,892,450.00	0.00	4,160.00	21,005.50	0.00	25,165.50	0.00	0.00	20,074.75	930.75	21,005.50	1,867,284.50	0.00	4,160.00
Medical, Dental and Laboratory Supplies Expenses	5020308000	9,330,390.00	(182,149.00)	9,148,241.00	14,000.00	389,478.00	145,279.95	1,896,334.10	2,445,092.05	0.00	0.00	115,364.76	9,160.69	124,525.45	6,703,148.95	5,650.00	2,314,916.60
Medical, Dental and Laboratory Supplies Expenses	5020308000	9,330,390.00	(182,149.00)	9,148,241.00	14,000.00	389,478.00	145,279.95	1,896,334.10	2,445,092.05	0.00	0.00	115,364.76	9,160.69	124,525.45	6,703,148.95	5,650.00	2,314,916.60
Fuel, Oil and Lubricants Expenses	5020309000	1,373,920.00	(40,465.96)	1,333,454.04	0.00	23,601.50	26,041.88	33,744.82	83,388.20	0.00	9,346.17	16,390.81	7,163.12	32,890.10	1,250,065.84	60,498.10	0.00
Fuel, Oil and Lubricants Expenses	5020309000	1,373,920.00	(40,465.96)	1,333,454.04	0.00	23,601.50	26,041.88	33,744.82	83,388.20	0.00	9,346.17	16,390.81	7,163.12	32,890.10	1,250,065.84	60,498.10	0.00
Textbooks and Instructional Materials Expenses	5020310000	3,139,155.00	1,151,751.78	4,290,906.78	0.00	0.00	709,440.00	465,311.78	1,174,751.78	0.00	0.00	0.00	353,500.00	353,500.00	3,116,155.00	69,640.00	751,611.78
Textbooks and Instructional Materials Expenses	5020311001	3,139,155.00	1,151,751.78	4,290,906.78	0.00	0.00	709,440.00	465,311.78	1,174,751.78	0.00	0.00	0.00	353,500.00	353,500.00	3,116,155.00	69,640.00	751,611.78
Semi-Expendable Machinery and Equipment Expenses	5020321000	5,027,920.00	1,005,820.00	6,033,740.00	908,415.64	(38,485.00)	165,280.00	1,586,777.00	2,621,987.64	212,500.00	(99,800.00)	631,111.55	91,156.80	834,968.35	3,411,752.36	37,618.39	1,749,400.90
Semi-Expendable Machinery and Equipment Expenses	5020321000	5,027,920.00	1,005,820.00	6,033,740.00	908,415.64	(38,485.00)	165,280.00	1,586,777.00	2,621,987.64	212,500.00	(99,800.00)	631,111.55	91,156.80	834,968.35	3,411,752.36	37,618.39	1,749,400.90
Semi-Expendable Furniture, Fixtures and Books Expenses	5020322000	12,930,379.53	3,948,917.47	16,879,297.00	12,800.00	58,500.00	9,671,004.62	9,754,804.62	0.00	0.00	46,205.35	29,318.77	75,524.12	7,124,492.38	32,840.00	9,846,440.50	
Semi-Expendable Furniture, Fixtures and Books Expenses	5020322000	12,930,379.53	3,948,917.47	16,879,297.00	12,800.00	58,500.00	9,671,004.62	9,754,804.62	0.00	0.00	46,205.35	29,318.77	75,524.12	7,124,492.38	32,840.00	9,846,440.50	
Other Supplies and Materials Expenses	5020399000	22,117,187.00	(1,789,817.62)	20,327,369.38	1,263,187.59	899,659.00	1,854,951.93	8,428,156.68	12,445,955.20	315,430.70	208,411.92	810,895.26	959,598.10	2,294,335.98	7,881,414.18	350,584.17	9,801,035.05
Other Supplies and Materials Expenses	5020399000	22,117,187.00	(1,789,817.62)	20,327,369.38	1,263,187.59	899,659.00	1,854,951.93	8,428,156.68	12,445,955.20	315,430.70	208,411.92	810,895.26	959,598.10	2,294,335.98	7,881,414.18	350,584.17	9,801,035.05
Utility Expenses	5020400000	30,039,437.27	(4,844,583.20)	25,194,854.07	1,720,845.64	483,353.07	130,118.05	1,640,800.79	3,975,117.55	1,658,125.24	544,018.47	130,118.05	601,632.88	2,933,894.64	21,219,736.52	1,034,837.91	6,385.00
Water Expenses	5020401000	117,540.00	56,956.31	174,496.31	25,010.12	2,055.00	4,200.00	65,951.19	97,216.31	25,010.12	0.00	4,200.00	0.00	29,210.12	77,280.00	61,621.19	6,385.00
Water Expenses	5020401000	117,540.00	56,956.31	174,496.31	25,010.12	2,055.00	4,200.00	65,951.19	97,216.31	25,010.12	0.00	4,200.00	0.00	29,210.12	77,280.00	61,621.19	6,385.00
Electricity Expenses	5020402000	29,921,897.27	(4,901,539.51)	25,020,357.76	1,695,835.52	481,298.07	125,918.05	1,574,849.60	3,877,901.24	1,633,115.12	544,018.47	125,918.05	601,632.88	2,904,684.52	21,142,456.52	973,216.72	0.00
Electricity Expenses	5020402000	29,921,897.27	(4,901,539.51)	25,020,357.76	1,695,835.52	481,298.07	125,918.05	1,574,849.60	3,877,901.24	1,633,115.12	544,018.47	125,918.05	601,632.88	2,904,684.52	21,142,456.52	973,216.72	0.00
Communication Expenses	5020500000	30,767,953.65	(55,757.14)	30,712,196.51	2,558,488.24	6,296,817.09	6,548,182.65	5,203,200.56	20,606,888.54	2,451,654.32	5,940,731.28	6,767,440.70	2,770,764.42	17,930,580.72	10,095,507.97	2,517,146.73	158,961.09
Postage and Courier Services	5020501000	149,000.00	26,215.00	175,215.00	300.00	20,695.00	28,848.00	12,335.00	62,078.00	300.00	595.00	8,848.00	1,120.00	10,863.00	113,137.00	1,215.00	50,000.00
Postage and Courier Services	5020501000	149,000.00	26,215.00	175,215.00	300.00	20,695.00	28,848.00	12,335.00	62,078.00	300.00	595.00	8,848.00	1,120.00	10,863.00	113,137.00	1,215.00	50,000.00
Telephone Expenses	5020502000	950,910.00	273,019.08	1,223,929.08	13,220.41	134,538.67	291,699.22	373,159.11	812,617.41	13,220.41	10,418.85	342,601.54	176,833.53	543,074.33	411,311.67	160,581.99	108,961.09
Landline	5020502002	950,910.00	273,019.08	1,223,929.08	13,220.41	134,538.67	291,699.22	373,159.11	812,617.41	13,220.41	10,418.85	342,601.54	176,833.53	543,074.33	411,311.67	160,581.99	108,961.09

**Department** : State Universities and Colleges (SUCs)  
**Agency/Entity** : Batangas State University  
**Operating Unit** : < not applicable >  
**Organization Code** : 08 038 000000  
**Fund Cluster** : 05 Internally Generated Funds

(e.g. UACS Fund Cluster: 05-Internally Generated Funds and 06-Business Related Funds)

Particulars	UACS CODE	Approved Budget			Utilizations					Disbursements					Balances		
		Approved Budgeted Revenue	Adjustments (Reductions, Modifications/ Augmentation)	Adjusted Budgeted Revenue	1st Quarter Ending March 31	2nd Quarter Ending June 30	3rd Quarter Ending Sept. 30	4th Quarter Ending Dec. 31	Total	1st Quarter Ending March 31	2nd Quarter Ending June 30	3rd Quarter Ending Sept. 30	4th Quarter Ending Dec. 31	TOTAL	Unutilized Budget	Unpaid Obligations (10-15)=(17+18)	
																Due and Demandable	Not Yet Due and Demandable
1	2	3	4	5=[(3+(-)4)]	6	7	8	9	10=(6+7+8+9)	11	12	13	14	15=(11+12+13+14)	16=(5-10)	17	18
<b>SUMMARY</b>																	
<b>A. AGENCY SPECIFIC BUDGET</b>																	
Internet Subscription Expenses	5020503000	29,632,843.65	(354,991.22)	29,277,852.43	2,544,967.83	6,141,683.42	6,227,635.43	4,817,706.45	19,731,993.13	2,438,133.91	5,929,717.43	6,415,991.16	2,592,800.89	17,376,643.39	9,545,859.30	2,355,349.74	0.00
Internet Subscription Expenses	5020503000	29,632,843.65	(354,991.22)	29,277,852.43	2,544,967.83	6,141,683.42	6,227,635.43	4,817,706.45	19,731,993.13	2,438,133.91	5,929,717.43	6,415,991.16	2,592,800.89	17,376,643.39	9,545,859.30	2,355,349.74	0.00
Cable, Satellite, Telegraph and Radio Expenses	5020504000	25,200.00	0.00	25,200.00	0.00	0.00	0.00	0.00	0.00	0.00	0.00	0.00	0.00	0.00	25,200.00	0.00	0.00
Cable, Satellite, Telegraph and Radio Expenses	5020504000	25,200.00	0.00	25,200.00	0.00	0.00	0.00	0.00	0.00	0.00	0.00	0.00	0.00	0.00	25,200.00	0.00	0.00
Awards/Rewards and Prizes	5020600000	572,500.00	0.00	572,500.00	0.00	0.00	0.00	0.00	0.00	0.00	0.00	0.00	0.00	0.00	572,500.00	0.00	0.00
Awards/Rewards Expenses	5020601000	572,500.00	0.00	572,500.00	0.00	0.00	0.00	0.00	0.00	0.00	0.00	0.00	0.00	0.00	572,500.00	0.00	0.00
Awards/Rewards Expenses	5020601001	572,500.00	0.00	572,500.00	0.00	0.00	0.00	0.00	0.00	0.00	0.00	0.00	0.00	0.00	572,500.00	0.00	0.00
Professional Services	5021100000	90,104,997.96	24,348,221.68	114,453,219.54	8,067,594.13	20,641,279.19	20,355,264.89	55,092,895.99	104,157,024.20	7,805,858.63	19,083,119.21	20,744,316.39	45,598,089.12	93,211,093.55	10,296,195.34	10,166,452.25	779,488.40
Legal Services	5021101000	705,140.00	0.00	705,140.00	0.00	0.00	318,000.00	318,000.00	636,000.00	0.00	0.00	318,000.00	159,000.00	477,000.00	69,140.00	159,000.00	0.00
Legal Services	5021101000	705,140.00	0.00	705,140.00	0.00	0.00	318,000.00	318,000.00	636,000.00	0.00	0.00	318,000.00	159,000.00	477,000.00	69,140.00	159,000.00	0.00
Auditing Services	5021102000	0.00	19,413.10	19,413.10	0.00	0.00	0.00	19,413.10	19,413.10	0.00	0.00	0.00	11,257.14	11,257.14	0.00	8,155.96	0.00
Auditing Services	5021102000	0.00	19,413.10	19,413.10	0.00	0.00	0.00	19,413.10	19,413.10	0.00	0.00	0.00	11,257.14	11,257.14	0.00	8,155.96	0.00
Consultancy Services	5021103000	3,640,000.00	6,843.30	3,646,843.30	332,500.00	207,500.00	857,500.00	1,932,500.00	3,330,000.00	269,250.00	170,750.00	915,750.00	521,750.00	1,877,500.00	316,843.30	1,452,500.00	0.00
Consultancy Services	5021103002	3,640,000.00	6,843.30	3,646,843.30	332,500.00	207,500.00	857,500.00	1,932,500.00	3,330,000.00	269,250.00	170,750.00	915,750.00	521,750.00	1,877,500.00	316,843.30	1,452,500.00	0.00
Other Professional Services	5021199000	85,759,857.96	24,321,965.18	110,081,823.14	7,735,094.13	20,433,779.19	19,179,754.89	52,822,982.89	100,171,611.10	7,536,308.83	18,892,369.21	19,510,566.39	44,906,081.98	90,845,326.41	9,910,212.04	8,546,796.29	779,488.40
Other Professional Services	5021199000	85,759,857.96	24,321,965.18	110,081,823.14	7,735,094.13	20,433,779.19	19,179,754.89	52,822,982.89	100,171,611.10	7,536,308.83	18,892,369.21	19,510,566.39	44,906,081.98	90,845,326.41	9,910,212.04	8,546,796.29	779,488.40
General Services	5021200000	137,137,011.50	(3,888,091.00)	133,248,920.50	14,127,810.92	14,589,847.40	10,790,025.78	22,383,767.00	61,891,451.10	13,900,082.63	14,002,144.68	10,012,494.06	17,835,544.58	55,750,285.95	71,357,469.40	5,955,798.07	185,387.08
Janitorial Services	5021202000	14,944,508.00	(451,551.69)	14,492,956.31	1,732,699.61	1,341,672.47	281,010.23	797,913.24	4,153,195.55	1,730,161.51	1,341,420.00	276,705.29	751,751.78	4,100,038.58	10,339,760.76	53,156.97	0.00
Janitorial Services	5021202000	14,944,508.00	(451,551.69)	14,492,956.31	1,732,699.61	1,341,672.47	281,010.23	797,913.24	4,153,195.55	1,730,161.51	1,341,420.00	276,705.29	751,751.78	4,100,038.58	10,339,760.76	53,156.97	0.00
Security Services	5021203000	37,676,621.50	(1,438,160.00)	36,238,461.50	241,842.70	1,314,524.46	2,441,552.60	9,325,567.02	13,323,486.78	115,290.70	677,719.22	1,822,796.66	5,989,030.48	8,604,837.06	22,914,974.72	4,718,849.72	0.00
Security Services	5021203000	37,676,621.50	(1,438,160.00)	36,238,461.50	241,842.70	1,314,524.46	2,441,552.60	9,325,567.02	13,323,486.78	115,290.70	677,719.22	1,822,796.66	5,989,030.48	8,604,837.06	22,914,974.72	4,718,849.72	0.00
Other General Services	5021299000	84,515,882.00	(1,998,379.31)	82,517,502.69	12,163,268.61	11,933,760.47	8,067,462.95	12,260,286.74	44,414,768.77	12,054,630.42	11,983,005.46	7,912,992.11	11,094,762.32	43,045,390.31	38,102,733.92	1,183,991.38	185,387.08
Other General Services	5021299099	84,515,882.00	(1,998,379.31)	82,517,502.69	12,163,268.61	11,933,760.47	8,067,462.95	12,260,286.74	44,414,768.77	12,054,630.42	11,983,005.46	7,912,992.11	11,094,762.32	43,045,390.31	38,102,733.92	1,183,991.38	185,387.08
Repairs and Maintenance	5021300000	21,852,152.98	(1,405,925.00)	20,446,227.98	322,163.00	12,955.00	474,151.00	1,191,427.79	2,000,696.79	1,650.00	18,750.60	33,260.99	163,575.85	217,137.44	18,445,531.19	104,624.19	1,678,935.16
Repairs and Maintenance - Infrastructure Assets	5021303000	0.00	0.00	0.00	0.00	0.00	0.00	0.00	0.00	0.00	0.00	0.00	0.00	0.00	0.00	0.00	10,490.00
Power Supply Systems	5021303005	0.00	0.00	0.00	0.00	0.00	0.00	0.00	0.00	0.00	0.00	0.00	0.00	0.00	0.00	0.00	10,490.00
Repairs and Maintenance - Buildings and Other Structures	5021304000	10,685,120.00	(789,915.00)	9,895,205.00	290,663.00	15,945.00	22,221.00	704,143.25	1,032,972.25	0.00	3,790.60	22,963.84	122,095.00	148,849.44	8,882,232.75	77,305.56	806,817.25
School Buildings	5021304002	10,658,120.00	(824,865.00)	9,833,255.00	262,663.00	15,945.00	60,221.00	649,193.25	978,022.25	0.00	3,790.60	22,963.84	122,095.00	148,849.44	8,855,232.75	77,305.56	761,867.25
Other Structures	5021304099	27,000.00	54,950.00	81,950.00	28,000.00	0.00	(28,000.00)	54,950.00	54,950.00	0.00	0.00	0.00	0.00	0.00	27,000.00	0.00	54,950.00
Repairs and Maintenance - Machinery and Equipment	5021305000	9,706,532.98	(431,740.01)	9,274,792.97	31,500.00	(2,990.00)	420,250.00	450,554.53	899,314.53	1,550.00	14,960.00	10,297.15	8,800.85	35,608.00	8,375,478.44	27,318.63	836,387.90
Office Equipment	5021305002	2,665,170.00	(459,400.01)	2,205,769.99	12,000.00	0.00	60,000.00	100,633.90	172,933.90	0.00	0.00	10,297.15	1,282.85	11,580.00	2,033,136.09	0.00	161,063.90
Information and Communication Technology Equipment	5021305003	2,443,010.00	0.00	2,443,010.00	0.00	0.00	0.00	275,410.63	275,410.63	0.00	0.00	0.00	0.00	0.00	2,167,599.37	1,308.63	274,102.00
Communication Equipment	5021305007	50,000.00	3,500.00	53,500.00	0.00	0.00	0.00	3,500.00	3,500.00	0.00	0.00	0.00	0.00	0.00	50,000.00	0.00	3,500.00
Medical Equipment	5021305011	45,200.00	187,160.00	232,360.00	17,950.00	(2,990.00)	188,200.00	20,000.00	223,160.00	0.00	14,960.00	0.00	7,518.00	22,478.00	9,200.00	0.00	200,682.00
Sports Equipment	5021305013	35,000.00	0.00	35,000.00	0.00	0.00	0.00	0.00	0.00	0.00	0.00	0.00	0.00	0.00	35,000.00	0.00	0.00
Technical and Scientific Equipment	5021305014	2,717,832.98	(163,000.00)	2,554,832.98	0.00	0.00	172,050.00	0.00	172,050.00	0.00	0.00	0.00	0.00	0.00	2,382,782.98	0.00	172,050.00
Other Machinery and Equipment	5021305099	1,750,320.00	0.00	1,750,320.00	1,550.00	0.00	0.00	51,010.00	52,560.00	1,550.00	0.00	0.00	0.00	1,550.00	1,697,760.00	26,010.00	25,000.00

**Department** : State Universities and Colleges (SUCs)  
**Agency/Entity** : Batangas State University  
**Operating Unit** : < not applicable >  
**Organization Code** : 08 038 000000  
**Fund Cluster** : 05 Internally Generated Funds


(e.g. UACS Fund Cluster: 05-Internally Generated Funds and 06-Business Related Funds)


Particulars	UACS CODE	Approved Budget			Utilizations					Disbursements					Balances		
		Approved Budgeted Revenue	Adjustments (Reductions, Modifications/ Augmentation)	Adjusted Budgeted Revenue	1st Quarter Ending March 31	2nd Quarter Ending June 30	3rd Quarter Ending Sept. 30	4th Quarter Ending Dec. 31	Total	1st Quarter Ending March 31	2nd Quarter Ending June 30	3rd Quarter Ending Sept. 30	4th Quarter Ending Dec. 31	TOTAL	Unutilized Budget	Unpaid Obligations (10-15)=(17+18)	
																Due and Demandable	Not Yet Due and Demandable
1	2	3	4	5=[(3+(-)4)]	6	7	8	9	10=(6+7+8+9)	11	12	13	14	15=(11+12+13+14)	16=(5-10)	17	18
<b>SUMMARY</b>																	
<b>A. AGENCY SPECIFIC BUDGET</b>																	
Repairs and Maintenance - Transportation Equipment	5021306000	500,000.00	25,240.01	525,240.01	0.00	0.00	31,680.00	26,240.01	57,920.01	0.00	0.00	0.00	32,680.00	32,680.00	467,320.00	0.00	25,240.01
Motor Vehicles	5021306001	500,000.00	25,240.01	525,240.01	0.00	0.00	31,680.00	26,240.01	57,920.01	0.00	0.00	0.00	32,680.00	32,680.00	467,320.00	0.00	25,240.01
Repairs and Maintenance - Furniture and Fixtures	5021307000	910,500.00	(240,000.00)	670,500.00	0.00	0.00	0.00	0.00	0.00	0.00	0.00	0.00	0.00	0.00	670,500.00	0.00	0.00
Repairs and Maintenance - Furniture and Fixtures	5021307000	910,500.00	(240,000.00)	670,500.00	0.00	0.00	0.00	0.00	0.00	0.00	0.00	0.00	0.00	0.00	670,500.00	0.00	0.00
Repairs and Maintenance - Other Property, Plant and Equipment	5021399000	50,000.00	0.00	50,000.00	0.00	0.00	0.00	0.00	0.00	0.00	0.00	0.00	0.00	0.00	50,000.00	0.00	0.00
Other Property, Plant and Equipment	5021399009	50,000.00	0.00	50,000.00	0.00	0.00	0.00	0.00	0.00	0.00	0.00	0.00	0.00	0.00	50,000.00	0.00	0.00
Taxes, Insurance Premiums and Other Fees	5021500000	13,089,480.00	(234,016.39)	12,855,463.61	107,282.77	3,060,988.00	249,000.00	678,283.22	4,095,553.99	107,282.77	371,897.12	2,689,090.88	672,283.22	3,840,553.99	8,759,909.62	0.00	265,000.00
Taxes, Duties and Licenses	5021501000	1,221,500.00	9,983.61	1,231,483.61	32,000.00	(19,758.70)	249,000.00	72,516.50	333,757.80	32,000.00	(19,758.70)	0.00	72,516.50	84,757.80	897,725.81	0.00	249,000.00
Taxes, Duties and Licenses	5021501001	1,221,500.00	9,983.61	1,231,483.61	32,000.00	(19,758.70)	249,000.00	72,516.50	333,757.80	32,000.00	(19,758.70)	0.00	72,516.50	84,757.80	897,725.81	0.00	249,000.00
Fidelity Bond Premiums	5021502000	103,000.00	0.00	103,000.00	67,125.00	10,275.00	0.00	0.00	77,400.00	67,125.00	10,275.00	0.00	0.00	77,400.00	25,600.00	0.00	0.00
Fidelity Bond Premiums	5021502000	103,000.00	0.00	103,000.00	67,125.00	10,275.00	0.00	0.00	77,400.00	67,125.00	10,275.00	0.00	0.00	77,400.00	25,600.00	0.00	0.00
Insurance Expenses	5021503000	11,764,980.00	(244,000.00)	11,520,980.00	8,157.77	3,070,471.70	0.00	605,766.72	3,684,396.19	8,157.77	381,380.82	2,689,090.88	599,766.72	3,678,396.19	7,836,583.81	0.00	6,000.00
Insurance Expenses	5021503000	11,764,980.00	(244,000.00)	11,520,980.00	8,157.77	3,070,471.70	0.00	605,766.72	3,684,396.19	8,157.77	381,380.82	2,689,090.88	599,766.72	3,678,396.19	7,836,583.81	0.00	6,000.00
Other Maintenance and Operating Expenses	5029900000	164,035,109.69	(10,104,659.79)	143,930,449.90	6,691,683.88	2,982,919.57	8,467,030.02	8,975,848.75	27,116,882.22	2,879,172.79	2,769,753.56	4,110,702.55	3,646,771.01	13,406,399.91	116,813,567.68	3,810,777.89	9,899,704.42
Advertising Expenses	5029901000	49,500.00	0.00	49,500.00	0.00	0.00	0.00	0.00	0.00	0.00	0.00	0.00	0.00	0.00	49,500.00	0.00	0.00
Advertising Expenses	5029901000	49,500.00	0.00	49,500.00	0.00	0.00	0.00	0.00	0.00	0.00	0.00	0.00	0.00	0.00	49,500.00	0.00	0.00
Printing and Publication Expenses	5029902000	9,481,830.90	228,950.00	9,710,780.90	1,495,710.00	48,300.00	172,950.00	1,550,520.00	3,267,480.00	0.00	1,316,187.00	8,145.00	123,050.00	1,447,382.00	6,443,300.90	51,500.00	1,768,698.00
Printing and Publication Expenses	5029902000	9,481,830.90	228,950.00	9,710,780.90	1,495,710.00	48,300.00	172,950.00	1,550,520.00	3,267,480.00	0.00	1,316,187.00	8,145.00	123,050.00	1,447,382.00	6,443,300.90	51,500.00	1,768,698.00
Representation Expenses	5029903000	839,900.00	30,500.00	870,400.00	9,125.00	0.00	0.00	59,494.00	68,619.00	4,925.00	4,056.00	144.00	0.00	9,125.00	801,781.00	57,494.00	2,000.00
Representation Expenses	5029903000	839,900.00	30,500.00	870,400.00	9,125.00	0.00	0.00	59,494.00	68,619.00	4,925.00	4,056.00	144.00	0.00	9,125.00	801,781.00	57,494.00	2,000.00
Transportation and Delivery Expenses	5029904000	20,000.00	0.00	20,000.00	0.00	0.00	0.00	0.00	0.00	0.00	0.00	0.00	0.00	0.00	20,000.00	0.00	0.00
Transportation and Delivery Expenses	5029904000	20,000.00	0.00	20,000.00	0.00	0.00	0.00	0.00	0.00	0.00	0.00	0.00	0.00	0.00	20,000.00	0.00	0.00
Rent/Lease Expenses	5029905000	13,635,480.00	(8,122,783.33)	5,512,696.67	40,556.67	10,080.00	(26,876.67)	45,640.00	69,600.00	2,880.00	0.00	21,080.00	6,350.35	29,310.35	5,443,096.67	18,189.65	22,100.00
Rents - Building and Structures	5029905001	11,704,000.00	(8,192,800.00)	3,511,200.00	0.00	0.00	0.00	0.00	0.00	0.00	0.00	0.00	0.00	0.00	3,511,200.00	0.00	0.00
Rents - Motor Vehicles	5029905003	1,931,480.00	32,020.00	1,963,500.00	17,640.00	0.00	(3,760.00)	40,640.00	54,620.00	2,880.00	0.00	11,000.00	3,350.35	17,230.35	1,908,980.00	16,189.65	22,100.00
Rents - Equipment	5029905004	0.00	37,996.67	37,996.67	22,916.67	10,080.00	(22,916.67)	5,000.00	15,080.00	0.00	0.00	10,080.00	2,000.00	12,080.00	22,916.67	3,000.00	0.00
Membership Dues and Contributions to Organizations	5029906000	1,783,800.00	(100,000.00)	1,683,800.00	359,055.40	52,400.00	72,479.96	29,500.00	513,435.36	318,645.00	92,810.40	62,479.96	39,500.00	513,435.36	1,170,364.64	0.00	0.00
Membership Dues and Contributions to Organizations	5029906000	1,783,800.00	(100,000.00)	1,683,800.00	359,055.40	52,400.00	72,479.96	29,500.00	513,435.36	318,645.00	92,810.40	62,479.96	39,500.00	513,435.36	1,170,364.64	0.00	0.00
Subscription Expenses	5029907000	14,192,074.00	137,586.79	14,329,660.79	68,316.00	14,499.00	132,707.81	3,488,581.26	3,704,104.07	698.88	19,191.68	48,789.17	32,458.18	101,107.91	10,625,556.72	3,205,229.16	397,767.00
Other Subscription Expenses	5029907099	14,192,074.00	137,586.79	14,329,660.79	68,316.00	14,499.00	132,707.81	3,488,581.26	3,704,104.07	698.88	19,191.68	48,789.17	32,458.18	101,107.91	10,625,556.72	3,205,229.16	397,767.00
Other Maintenance and Operating Expenses	5029999000	114,032,524.79	(2,278,913.25)	111,753,611.54	4,718,920.81	2,857,040.57	8,115,568.92	3,802,113.49	19,493,643.79	2,552,023.91	1,337,508.48	3,970,094.42	3,446,412.48	11,306,039.29	92,259,967.75	478,365.08	7,709,239.42
Other Maintenance and Operating Expenses	5029999000	114,032,524.79	(2,278,913.25)	111,753,611.54	4,718,920.81	2,857,040.57	8,115,568.92	3,802,113.49	19,493,643.79	2,552,023.91	1,337,508.48	3,970,094.42	3,446,412.48	11,306,039.29	92,259,967.75	478,365.08	7,709,239.42
Capital Outlays		1,146,554,094.25	(52,798.50)	1,146,501,295.75	3,724,464.14	65,780,353.57	16,321,132.63	309,195,287.19	395,021,237.53	67,200.00	1,478,673.87	14,104,149.64	16,585,422.46	32,235,345.97	751,480,058.22	2,912,919.84	359,872,971.72
Investment Outlay	5060100000	0.00	87,317.98	87,317.98	0.00	0.00	87,317.98	0.00	87,317.98	0.00	0.00	53,187.98	0.00	53,187.98	0.00	0.00	34,130.00
Investment in Government-Owned and/or Controlled Corporations	5060101000	0.00	87,317.98	87,317.98	0.00	0.00	87,317.98	0.00	87,317.98	0.00	0.00	53,187.98	0.00	53,187.98	0.00	0.00	34,130.00
Water Supply Systems	5060101005	0.00	87,317.98	87,317.98	0.00	0.00	87,317.98	0.00	87,317.98	0.00	0.00	53,187.98	0.00	53,187.98	0.00	0.00	34,130.00
Property, Plant and Equipment Outlay	5060400000	1,145,336,064.25	(140,116.48)	1,145,195,947.77	3,301,114.14	65,780,353.57	16,233,814.65	308,877,247.19	394,192,529.55	67,200.00	1,081,683.24	14,024,502.29	16,585,422.46	31,768,807.99	751,003,418.22	2,912,919.84	359,520,801.72
Land Outlay	5060401000	9,000,000.00	0.00	9,000,000.00	0.00	0.00	0.00	0.00	0.00	0.00	0.00	0.00	0.00	0.00	9,000,000.00	0.00	0.00


Department : State Universities and Colleges (SUCs)  
 Agency/Entity : Batangas State University  
 Operating Unit : < not applicable >  
 Organization Code : 08 038 000000  
 Fund Cluster : 05 Internally Generated Funds

(e.g. UACS Fund Cluster: 05-Internally Generated Funds and 06-Business Related Funds)

Particulars	UACS CODE	Approved Budget			Utilizations					Disbursements					Balances			
		Approved Budgeted Revenue	Adjustments (Reductions, Modifications/ Augmentation)	Adjusted Budgeted Revenue	1st Quarter Ending March 31	2nd Quarter Ending June 30	3rd Quarter Ending Sept. 30	4th Quarter Ending Dec. 31	Total	1st Quarter Ending March 31	2nd Quarter Ending June 30	3rd Quarter Ending Sept. 30	4th Quarter Ending Dec. 31	TOTAL	Unutilized Budget	Unpaid Obligations (10-15)=(17+18)		
																Due and Demandable	Not Yet Due and Demandable	
1	2	3	4	5=[(3+(-)4)]	6	7	8	9	10=(6+7+8+9)	11	12	13	14	15=(11+12+13+14)	16=(5-10)	17	18	
<b>SUMMARY</b>																		
<b>A. AGENCY SPECIFIC BUDGET</b>																		
Land	5060401001	9,000,000.00	0.00	9,000,000.00	0.00	0.00	0.00	0.00	0.00	0.00	0.00	0.00	0.00	0.00	9,000,000.00	0.00	0.00	
Land Improvements Outlay	5060402000	3,000,000.00	0.00	3,000,000.00	0.00	0.00	0.00	0.00	0.00	0.00	0.00	0.00	0.00	0.00	3,000,000.00	0.00	0.00	
Other Land Improvements	5060402099	3,000,000.00	0.00	3,000,000.00	0.00	0.00	0.00	0.00	0.00	0.00	0.00	0.00	0.00	0.00	3,000,000.00	0.00	0.00	
Infrastructure Outlay	5060403000	84,859,225.98	0.00	84,859,225.98	0.00	0.00	4,780,873.00	0.00	4,780,873.00	0.00	0.00	1,582,875.00	1,582,875.00	80,078,352.98	0.00	3,197,998.00		
Power Supply Systems	5060403005	24,859,225.98	0.00	24,859,225.98	0.00	0.00	4,780,873.00	0.00	4,780,873.00	0.00	0.00	1,582,875.00	1,582,875.00	20,078,352.98	0.00	3,197,998.00		
Other Infrastructure Assets	5060403099	60,000,000.00	0.00	60,000,000.00	0.00	0.00	0.00	0.00	0.00	0.00	0.00	0.00	0.00	0.00	60,000,000.00	0.00	0.00	
Buildings and Other Structures	5060404000	856,428,452.33	(33,906,493.50)	822,519,958.83	1,072,714.14	62,760,751.55	6,239,750.65	231,462,666.89	301,535,883.23	0.00	0.00	9,301,286.13	14,524,948.50	23,826,234.63	620,984,076.60	10,400.00	277,699,248.60	
School Buildings	5060404002	849,868,032.33	(34,640,437.47)	815,325,594.86	612,294.39	62,116,286.66	5,177,889.82	231,462,666.89	299,369,137.76	0.00	0.00	9,273,319.13	14,524,948.50	23,798,267.63	615,956,457.10	10,400.00	276,560,470.13	
Other Structures	5060404099	6,460,420.00	733,943.97	7,194,363.97	460,419.75	644,464.89	1,061,860.83	0.00	2,166,745.47	0.00	0.00	27,967.00	0.00	27,967.00	5,027,618.50	0.00	2,138,778.47	
Machinery and Equipment Outlay	5060405000	124,344,899.83	43,108,323.58	167,453,223.41	2,028,200.00	2,707,548.02	4,374,045.00	65,913,815.30	75,023,608.32	0.00	1,067,435.72	4,439,447.28	476,893.96	5,983,776.96	92,429,616.09	2,345,941.84	66,693,889.52	
Office Equipment	5060405002	7,314,509.45	1,000.00	7,315,509.45	165,000.00	0.00	122,600.00	1,704,310.00	1,991,910.00	0.00	0.00	28,926.65	223,386.81	5,323,313.46	5,323,699.45	22,800.54	1,716,796.00	
Information and Communication Technology Equipment	5060405003	35,728,135.00	33,468,454.00	69,196,589.00	193,400.00	1,667,100.00	3,607,975.00	35,770,005.96	41,238,480.96	0.00	46,185.72	4,158,770.63	125,901.35	4,330,857.70	27,958,108.04	145,216.30	36,762,406.96	
Communication Equipment	5060405007	50,000.00	213,750.00	263,750.00	0.00	0.00	213,750.00	0.00	213,750.00	0.00	0.00	213,750.00	0.00	213,750.00	50,000.00	0.00	0.00	
Medical Equipment	5060405011	5,409,628.00	(383,000.00)	5,026,628.00	280,800.00	0.00	111,000.00	19,000.00	410,800.00	0.00	0.00	38,000.00	38,000.00	76,000.00	4,615,828.00	19,000.00	315,800.00	
Printing Equipment	5060405012	9,000,000.00	0.00	9,000,000.00	0.00	0.00	0.00	0.00	0.00	0.00	0.00	0.00	0.00	0.00	9,000,000.00	0.00	0.00	
Sports Equipment	5060405013	5,611,500.00	0.00	5,611,500.00	0.00	0.00	0.00	952,000.00	952,000.00	0.00	0.00	0.00	0.00	0.00	4,659,500.00	0.00	952,000.00	
Technical and Scientific Equipment	5060405014	30,874,681.02	401,500.00	31,276,181.02	280,000.00	750,000.00	(111,280.00)	13,573,087.50	14,491,807.50	0.00	0.00	0.00	0.00	0.00	16,784,373.52	71,000.00	14,420,807.50	
ICT Software	5060405016	0.00	11,275,146.66	11,275,146.66	0.00	0.00	0.00	11,275,146.66	11,275,146.66	0.00	0.00	0.00	0.00	0.00	0.00	0.00	2,000,000.00	9,275,146.66
Other Machinery and Equipment	5060405099	30,358,446.36	(1,868,526.99)	28,489,919.36	1,109,000.00	280,448.02	430,000.00	2,620,265.28	4,449,713.30	0.00	1,021,260.00	0.00	89,605.80	1,110,855.80	24,038,206.08	87,925.00	3,260,932.50	
Transportation Equipment Outlay	5060406000	12,558,859.48	0.00	12,558,859.48	0.00	0.00	0.00	0.00	0.00	0.00	0.00	0.00	0.00	0.00	12,558,859.48	0.00	0.00	
Motor Vehicles	5060406001	12,558,859.48	0.00	12,558,859.48	0.00	0.00	0.00	0.00	0.00	0.00	0.00	0.00	0.00	0.00	12,558,859.48	0.00	0.00	
Furniture, Fixtures and Books Outlay	5060407000	49,667,516.63	(9,341,946.56)	40,325,569.07	200,200.00	(22,946.00)	839,146.00	11,500,765.00	12,517,165.00	67,200.00	14,247.52	283,768.88	705.00	365,921.40	27,808,404.07	556,578.00	11,594,665.60	
Furniture and Fixtures	5060407001	26,143,056.83	53,200.00	26,196,256.83	160,200.00	(22,946.00)	804,146.00	11,600,765.00	12,432,165.00	67,200.00	14,247.52	198,768.88	705.00	280,921.40	13,764,091.63	556,578.00	11,594,665.60	
Books	5060407002	23,524,459.80	(9,395,146.56)	14,129,312.24	60,000.00	0.00	35,000.00	0.00	85,000.00	0.00	0.00	85,000.00	0.00	85,000.00	14,044,312.24	0.00	0.00	
Other Property Plant and Equipment Outlay	5060409000	5,479,111.00	0.00	5,479,111.00	0.00	335,000.00	0.00	0.00	335,000.00	0.00	0.00	0.00	0.00	0.00	5,144,111.00	0.00	335,000.00	
Other Property, Plant and Equipment	5060409099	5,479,111.00	0.00	5,479,111.00	0.00	335,000.00	0.00	0.00	335,000.00	0.00	0.00	0.00	0.00	0.00	5,144,111.00	0.00	335,000.00	
Intangible Assets Outlay	5060600000	1,218,030.00	0.00	1,218,030.00	423,350.00	0.00	0.00	318,040.00	741,390.00	0.00	396,890.63	26,459.37	0.00	423,350.00	476,640.00	0.00	318,040.00	
Computer Software	5060602000	1,218,030.00	0.00	1,218,030.00	423,350.00	0.00	0.00	318,040.00	741,390.00	0.00	396,890.63	26,459.37	0.00	423,350.00	476,640.00	0.00	318,040.00	
Computer Software	5060602000	1,218,030.00	0.00	1,218,030.00	423,350.00	0.00	0.00	318,040.00	741,390.00	0.00	396,890.63	26,459.37	0.00	423,350.00	476,640.00	0.00	318,040.00	
<b>GRAND TOTAL</b>		<b>1,863,186,430.97</b>	<b>(12,580,000.00)</b>	<b>1,850,616,430.97</b>	<b>46,249,659.55</b>	<b>130,177,898.69</b>	<b>81,826,678.17</b>	<b>462,441,859.13</b>	<b>720,696,095.54</b>	<b>35,197,182.49</b>	<b>55,691,640.92</b>	<b>77,284,208.60</b>	<b>115,472,372.07</b>	<b>283,645,404.08</b>	<b>1,129,920,335.43</b>	<b>37,668,160.22</b>	<b>399,382,531.24</b>	

**Certified Correct:**  
  
**RAMOS ROMEO LANDICHO**  
 Budget Officer  
 Date:

**Certified Correct:**  
  
**LACORTE SHARMAINE PAULINE PUYO**  
 Chief Accountant  
 Date:

**Recommending Approval:**  
  
**RAMOS ROMEO LANDICHO**  
 Director, FMS  
 Date:

**Approved By:**  
  
**RONQUILLO TIRSO ALCOS**  
 Agency Head